



J-V(ZN)HH 2F ORG

CONSTRUCTION

- Sub-unit** : Simplex cable with buffered fibre
- Fibre (uncoloured)** : SM 9/125; MM 50/125; MM 62,5/125
- Buffer** : tight (32T1) - stripability up to 10 cm
semi-tight (32S1) - stripability 20 to 100 cm
- Material** : LSZH
- Colour code** : 1st: natural, 2nd: blue
Other buffer colours available on request.
- Strength member** : Aramid yarn
- Inner (subunit) jacket** : LSZH
- Colour** : SM 9/125 - Yellow *
MM 50/125 - Green *
MM 62,5/125 - Orange *
- Outer jacket** : LSZH
- Colour** : SM 9/125 - Yellow *
MM 50/125 - Green *
MM 62,5/125 - Orange *
** Other jacket colours available on request*
- Rip-cord** : under outer jacket
- Identification marking**
- Print colour** : black
- Print method** : ink jet
- Standard legend** : manufacturer's name, job number, type of cable, length marking @ 1 m intervals
Custom print legends available on request.

0	15.10.2007		<p>J-V(ZN)HH 2f Indoor Heavy-Duplex Cable</p>		
				<p>Issue</p> <p>32T1.0 32S1.0</p>	<p>Page</p> <p>1/2</p>
		Ing. Miroslav Testař Head of control and research	Ing. František Cempířek Head of technology		

FIBRE SPECIFICATION

Fibre Type (fibre order code)	Multimode Fibres						Dimensions			
	Optical Performance						Numerical Aperture (um)	Core Diameter (um)	Cladding Diameter (um)	Coating Diameter (um)
	Attenuation (typical / maximum) (dB/km)	Bandwidth (overfilled launch) (MHz.km)		1Gbps Ethernet Transmission Link Length						
	850 nm	1300 nm	850 nm	1300 nm	850 nm	1300 nm				
Multimode 62.5/125 OM1 (G6)	2.8/3.3	0.7/1.2	220	600	300	550	0.275 ± 0.015	62.5 ± 2.5	125 ± 1.0	245 ± 10
Multimode 50/125 OM2 (G5)	2.5/3.2	0.7/1.0	500	800	550	550	0.20 ± 0.015	50 ± 2.5	125 ± 1.0	245 ± 10
Multimode 50/125 OM2 (M5)	2.3/2.8	0.6/0.9	600	1200	600	600	0.20 ± 0.015	50 ± 2.5	125 ± 1.0	245 ± 10
Multimode 50/125 OM2 (N5)	2.3/2.8	0.6/0.9	600	1200	750	2000	0.20 ± 0.015	50 ± 2.5	125 ± 1.0	245 ± 10
Multimode 50/125 10GBE OM3 (X5)	-/3.2	-/1.1	1500	500	300 ^A	-	0.20 ± 0.015	50 ± 2.5	125 ± 1.0	245 ± 10
Multimode 50/125 10GBE OM3 (Y5)	-/3.2	-/1.1	3500	500	550 ^A	-	0.20 ± 0.015	50 ± 2.5	125 ± 1.0	245 ± 10

Note A - 10 Gbps Ethernet

Fibre Type (fibre order code)	Singlemode Fibres						Dimensions			
	Optical Performance				Individual fibre PMD (ps/√km)	Cable Cut-Off Wavelength (nm)	Mode Field Diameter (um)		Cladding Diameter (um)	Coating Diameter (um)
	Attenuation (typical / maximum) (dB/km)	Chromatic Dispersion (ps/(nm.km))					1310 nm	1550 nm		
	1310 nm	1550 nm	1310 nm	1550 nm						
Singlemode 9/125 G.652D - LWP (S9)	0.33/0.5	0.25/0.4	3.5	18.0	≤ 0.2 ^B	≤ 1260	9.2 ± 0.4	10.4 ± 0.4	125 ± 1.0	245 ± 10
Singlemode 9/125 G.652D - ZWP (E9)	0.32/0.5	0.25/0.4	3.5	18.0	≤ 0.1 ^B	≤ 1260	9.2 ± 0.4	10.4 ± 0.4	125 ± 0.7	245 ± 10
Singlemode 9/125 G.655 (B9)	-	-/0.32	-8.0	2.6 - 6.0 ^C	< 0.1 ^B	≤ 1260	-	8.4 ± 0.6	125 ± 0.7	245 ± 5

Note B - As measured with Low Mode Coupling (LMC) technique in fiber form, value may change when cabled.

Note C - Chromatic dispersion value at 1530 - 1565 nm



ORDER EXAMPLE

2100 m J-V(ZN)HH 2E9/125G.652D YEL; cable specification 32T1

MECHANICAL AND ENVIRONMENTAL PROPERTIES

Max. tensile strength (installation)	IEC 60794-1-2/E1A	200 N
Crush resistance	IEC 60794-1-2/E3	1000 N/10cm
Impact resistance	IEC 60794-1-2/E4	3 impacts (w/5N.m)
Minimum bend radius (long term)	IEC 60794-1-2/E11A	10x cable diameter (no load)
Minimum bend radius (short term)	IEC 60794-1-2/E11B	15x cable diameter (load)
Flammability	EN 50266-1&2 (IEC 60332-3-24)	Suitable for indoor use
Acid gases	EN 50267-1&2	Suitable for indoor use
Smoke density	EN 50268-1&2	Suitable for indoor use
Temperature range	IEC 60794-1-2/F1	
installation		-5 °C to + 40 °C
operation		-20 °C to + 50 °C
storage		-25 °C to + 60 °C
Cable size:		
Buffer nominal diameter		0,9 ± 0,05 mm
Simplex nom. diameter		2,0 ± 0,1 mm
Cable dimensions		(3,0 ± 0,2) x (5,0 ± 0,2) mm
Cable informative nominal weight		20 kg/km
Standard put-up length / Drum size		2100 m / 60x30x42 cm (plywood)

Cable life time - minimum 30 years
This cable is suitable for indoor use only.

0	15.10.2007		<h3>J-V(ZN)HH 2f</h3> <h4>Indoor Heavy-Duplex Cable</h4>	
				Issue <h2 style="margin: 0;">32T1.0</h2> <h2 style="margin: 0;">32S1.0</h2>
		Ing. Miroslav Testář Head of control and research	Ing. František Cempírek Head of technology	